

Favorite cafeteria food	Number of students	Percentage of students	Circle degrees (% x 360)
Pizza	8	40%	144
Hamburgers	5	25%	90
Chicken Nuggets	3	15%	54
Other	4	20%	72
Total	20	100%	360

Table 1: Table of favorite cafeteria foods

Student	Hours spent studying	Test score
1	3	80
2	5	90
3	2	75
4	6	80
5	7	84
6	1	55
7	2	64
8	0.5	48
9	1	42
10	7	100
11	1.5	81
12	2.5	82
13	3.5	82
14	4	91
15	1.5	61

Kerry's height since age one	
Age (in years)	Height (in inches)
1	27
2	32
3	37
4	40
5	42
6	45
7	48
8	50
8	52
10	54

Table 2: Table of student's growth


Table 3: Table of study time and associated test score

Kind of Pet	Number of Students who have at least one of this kind of Pet
Dog	6
Cat	7
Fish	8
Rodents	5
Others	3

Table 4: Pets owned by students


Biology 1
Graph

Name:
Date:
Hour:




Biology 1
Graph

Name:
Date:
Hour:



Biology 1
Graph

Name:
Date:
Hour:



Biology 1
Graph

Name:
Date:
Hour:

